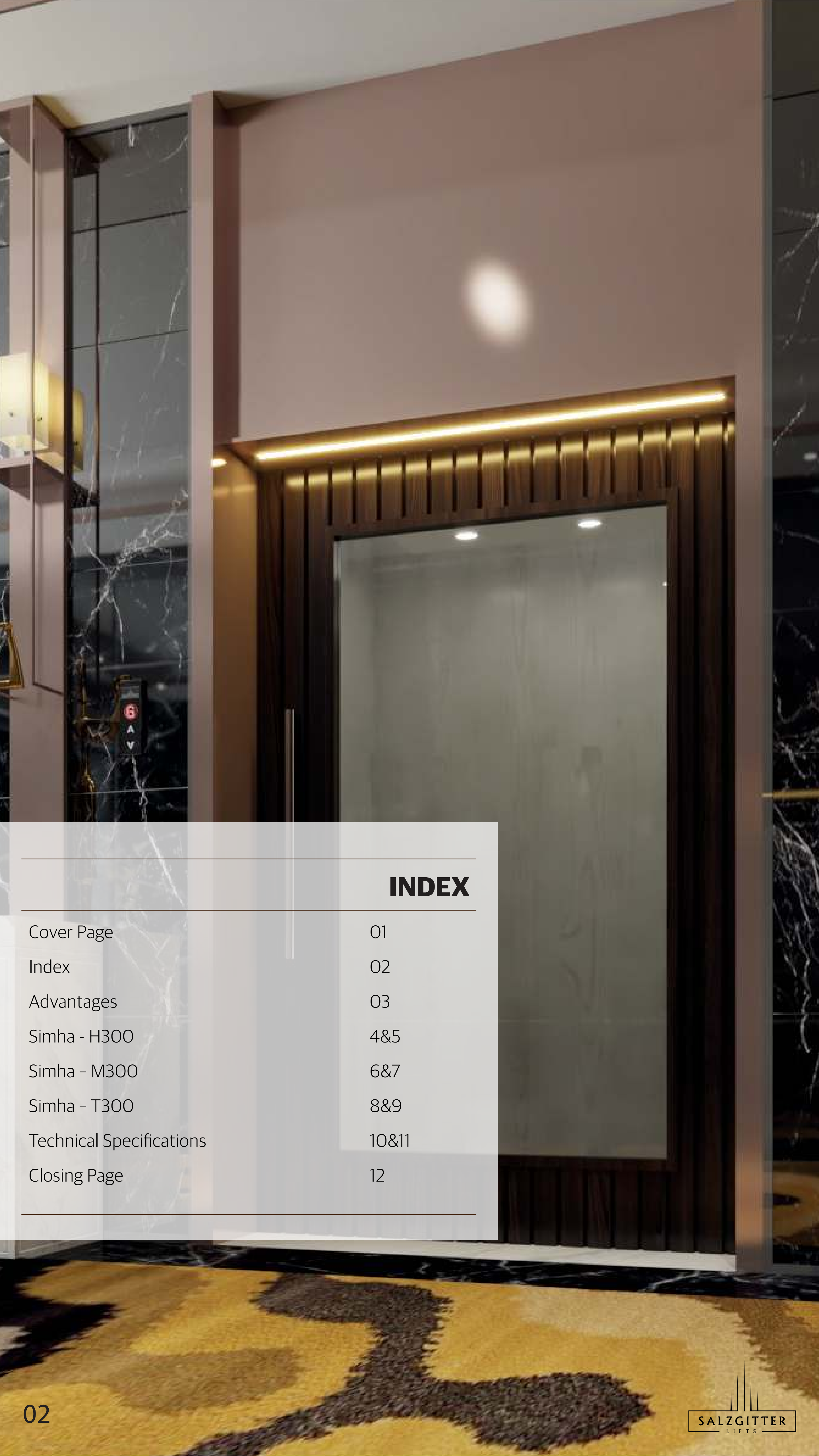




# **Simha Series**

## **Low Mid Rise Elevators**





INDEX	
Cover Page	01
Index	02
Advantages	03
Simha - H300	4&5
Simha - M300	6&7
Simha - T300	8&9
Technical Specifications	10&11
Closing Page	12



### **Outstanding Ride Quality**

Designed to Deliver Premium Quality and Comfort, Low Sound and Vibration.

### **Safety**

Guarantee of Complete Passenger Safety.

### **Eco- Friendly**

Smart Technology Produces Up to 60% Energy Savings.



### **Design**

Unique Design Options are Customized According to your Specific Needs and Aesthetics. tailor-made Design to Suit Even the Most Demanding Specifications.

### **Fast Installation And Delivery**

Place Your Order and Enjoy Express Service.

# Advantages



Simha Series





# Simha H300



Simha H300 is the ideal solution for low-rise commercial elevators. Featuring Salzgitter's premium quality hydraulic kit and speeds of up to 0.6m/s, Simha Hydro is equipped with a state-of-the-art valve and motor that minimises sound and ensures outstanding ride quality and exceptionally low energy consumption. Simha H300 is especially useful where there is no provision for headroom and pit.

### Power Unit

Submersible Motor for Reduced Sound and Vibration.

### Control Valve

Packed With Premium Features, Including Soft Start and Stop, Speed Fine Turning and Smooth Movement Control.

### Car Frame

Designed inhouse to carry high loads in a sleek frame.

### Cylinder

Jointless Roads, Featuring Double Seals to Prevent Both Oil Leakage And Air Inflow for the Smoothest Lift Experience.

### Controller


Minimized Controller Using PLC electronics for Efficient Monitoring of the System.

### Headroom

No Extra Headroom Required Above the Top Floor Level.

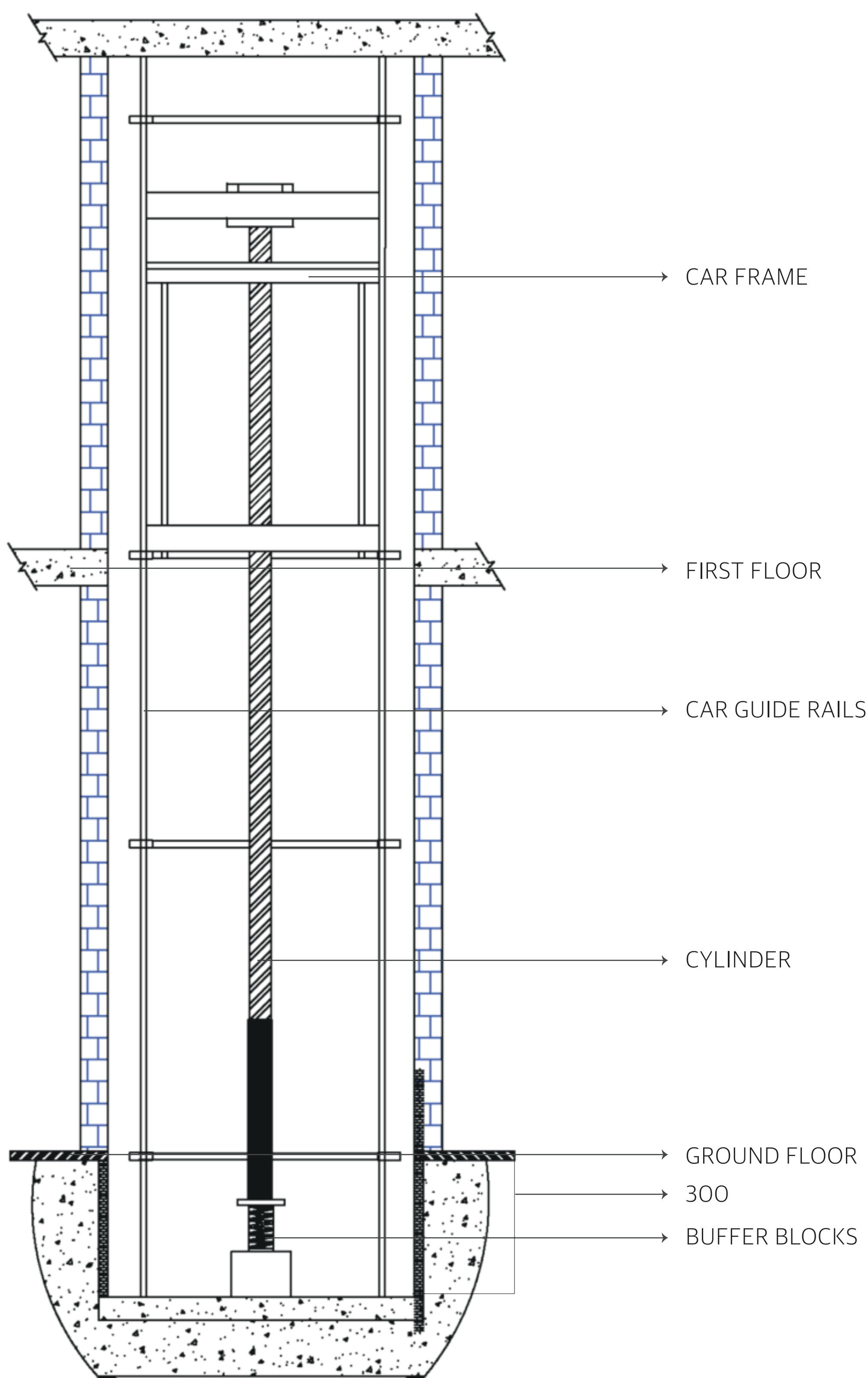
### Pit

The Pit Requirement is Only 500mm.






# Salzgitter Lifts



H300 LIFT ELEVATION







# Simha M300



Simha M300 is an effective option for low and mid-rise elevators. Designed with premium gearless motors, with outstanding ride-quality and low energy consumption up to a speed to of 1 m/s. Specifically designed to run economically, Simha M300 is a reliable solution.

## Safety Gear

State-of-the-art Safety Gear with Progressive Movement.

## Motor

Premium Motor with Reduced Sound.

## Car Frame

2:1 Traction Car Sling, Designed with Complete Structural Integrity.

## Counterweights

Sturdy Counterweight Syatem and Frame.

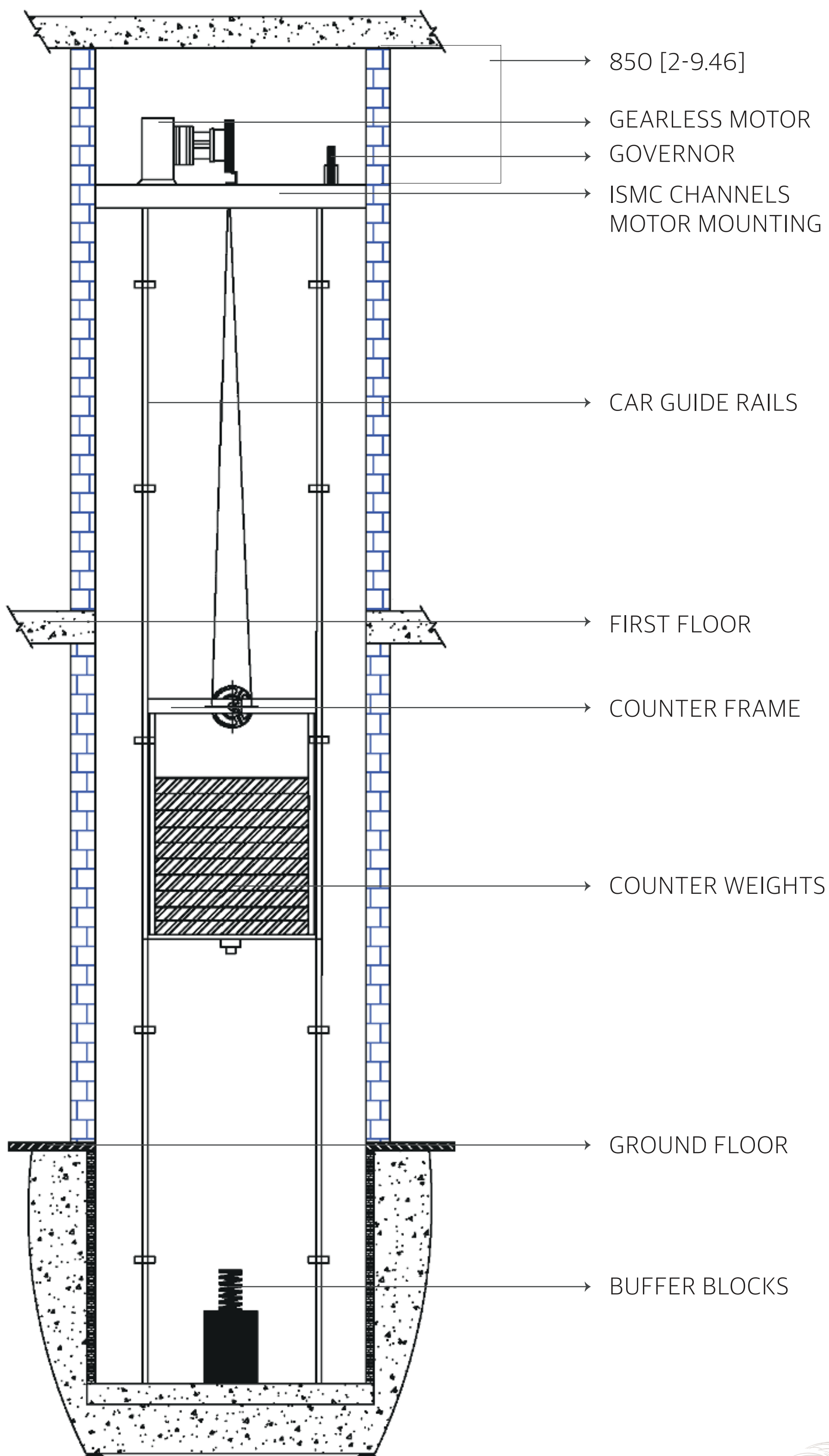
## Controller

Narrow controller, suitable to for installation next to the door to save space.





# Salzgitter Lifts



**M300 LIFT ELEVATION**



# Simha T300



Simha T300 is the cost effective option for low and mid-rise elevators. Designed with premium geared motors, with outstanding ride-quality up to a speed of 1 m/s. Specifically designed to run efficiently, Simha T300 is a reliable solution.

**Motor**

Premium motor with high running efficiency.

**Counterweights**

Sturdy counterweight system and frame.

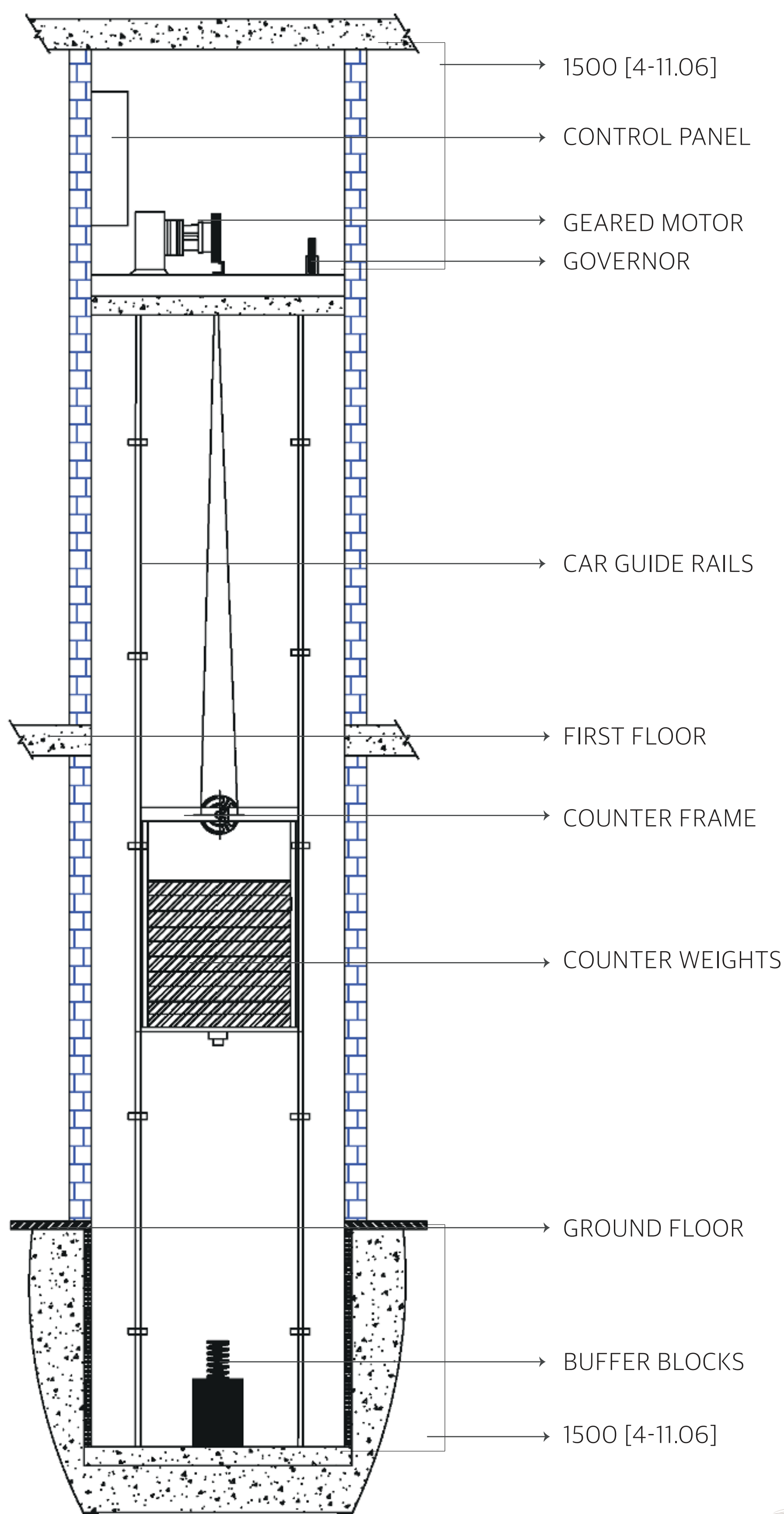
**Car Frame**

Specially designed car frame to give the best performance possible.





# Salzgitter Lifts



**T300 LIFT ELEVATION**



# Technical Specs

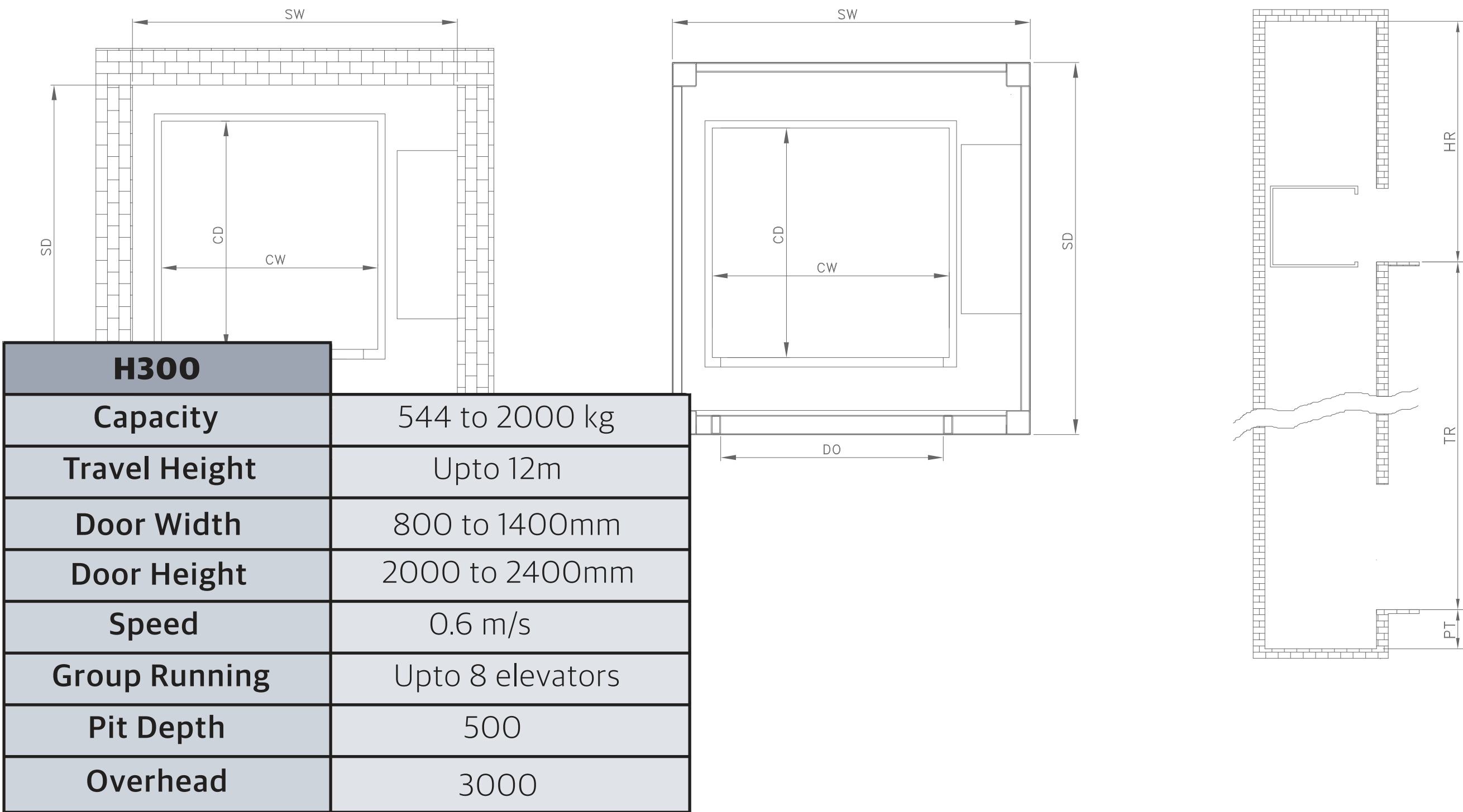
M300	
Capacity	544 to 2000 kg
Travel Height	Upto 50m
Door Width	800 to 1400mm
Door Height	2000 to 2400mm
Speed	1 to 1.5 m/s
Group Running	Upto 8 elevators
Pit Depth	1500
Overhead	4500

T300	
Capacity	544 to 2000 kg
Travel Height	Upto 50m
Door Width	800 to 1400mm
Door Height	2000 to 2400mm
Speed	1 to 1.5 m/s
Group Running	Upto 8 elevators
Pit Depth	2000
Overhead	5000

Capacity	Passengers	Door Type	Door Opening
554	8	Telescopic 2 Panel	900
680	10	Center 2 Panel	900
884	13	Center 2 Panel	1000
884	14	Telescopic 2 Panel	900
1020	15	Center 2 Panel	1000
1020	15	Telescopic 2 Panel	900
1088	16	Center 2 Panel	1000
1088	16	Center 2 Panel	1000
1088	16	Telescopic 2 Panel	1000
1360	20	Center 2 Panel	1100
1360	20	Center 2 Panel	1100
1632	24	Center 2 Panel	1100
1836	27	Center 2 Panel	1200
1972	29	Center 2 Panel	1400



# Salzgitter Lifts



Cabin Width	Cabin Depth	Shaft Width	Shaft Depth
1200	1250	1900	1600
1300	1350	2000	1700
1800	1200	2400	1550
1100	2000	1700	2375
1600	1500	2325	1850
1200	2000	1800	2375
2000	1300	2600	1650
1600	1600	2325	1950
1150	2200	1850	2580
2000	1550	2625	1900
1800	1700	2600	2050
1500	2400	2400	2750
1650	2400	2600	2750
1900	2200	3000	2550



# Elevate Your Lifestyle



## **Salzgitter Lifts Pvt. Ltd.**

F-30, Medical Devices Park, FICCI-FLO, IP Sultanpur  
Sanga Reddy, Telangana - 502319, India.

Ph: +91 94408 00224

[info@salzgitterlifts.com](mailto:info@salzgitterlifts.com), [sales@salzgitterlifts.com](mailto:sales@salzgitterlifts.com)

[www.salzgitterlifts.com](http://www.salzgitterlifts.com)